



Keller Williams Realty Partners, SW

954-818-6092

TroyWilson@kw.com


www.TheWilsonRealEstateGroup.com



Elevation 1



Elevation 2



Castile
 FIVE BEDROOMS / DEN
 FAMILY ROOM / 4 BATHS
 THREE CAR GARAGE

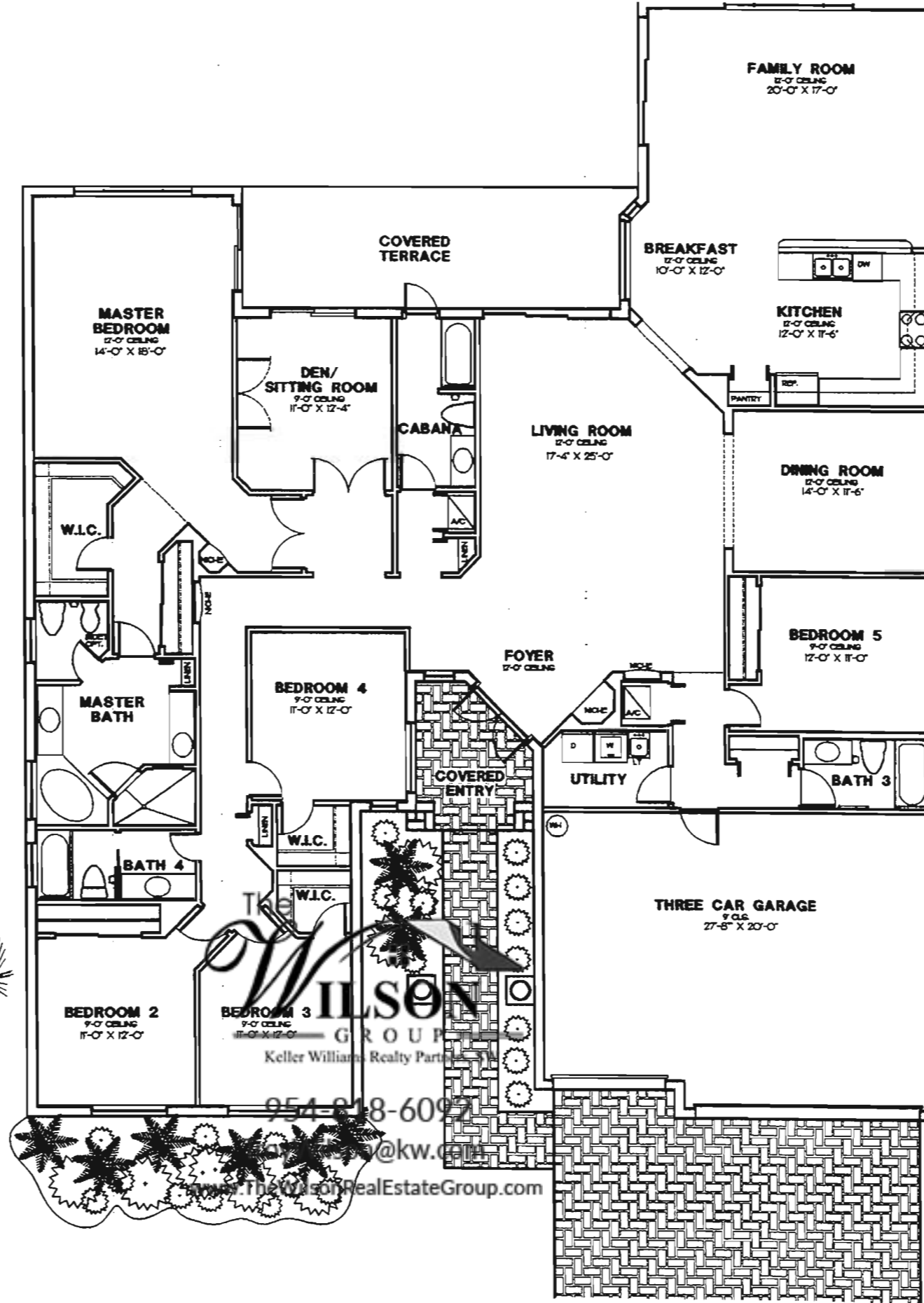


PLAN, SPECIFICATIONS, DIMENSIONS, MATERIALS, FINISHES & COORDINATION SUBJECT TO CHANGE WITHOUT NOTICE. PLANS ARE NOT TO SCALE AND MAY BE REVERSED WITHOUT NOTICE.

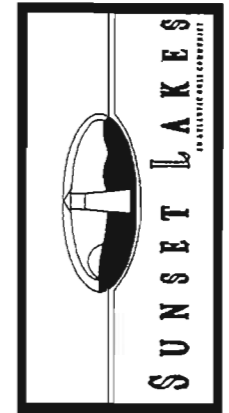
SHEET TITLE
 ELEVATIONS
 E.T.
 5/25/20
 N.T.S.
 PLAN
 A-1

Area Calculations:


A/C AREA	3,390 SQUARE FEET
GARAGE AREA	608 SQUARE FEET
COVERED ENTRY	78 SQUARE FEET
COVERED TERRACE	236 SQUARE FEET
TOTAL	4,312 SQUARE FEET



Floor Plan



Castile
 FIVE BEDROOMS / DEN
 FAMILY ROOM / 4 BATHS
 THREE CAR GARAGE



PLANS, SPECIFICATIONS, DIMENSIONS, LANDSCAPING, MATERIALS & CONSTRUCTION. SUBJECT TO CHANGE WITHOUT NOTICE. PLANS ARE NOT TO SCALE AND MAY BE REVERSED. BORROW BASIS.

SHEET TITLE	ELEVATIONS
DRAWN	E.T.
DATE	6/26/98
SCALE	N.T.S.
JOB NO.	PLAN 3
SHEET	A-2
OF 2 SHEETS	